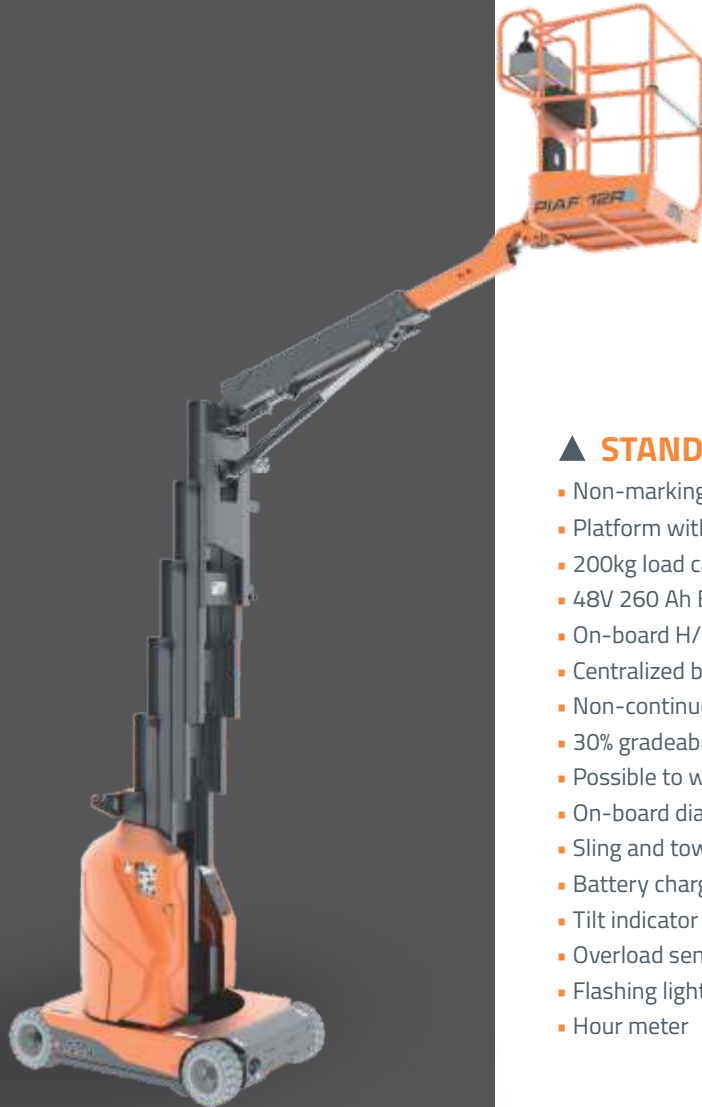


ATN

PIAF12RE

MAST BOOM LIFT - ELECTRIC



MAIN FEATURES

Working height..... 11,83 m / 38,81 ft
Horizontal outreach 5,10 m / 16,73 ft
Gradeability..... 30 %
0 Tail swing
Electric drive


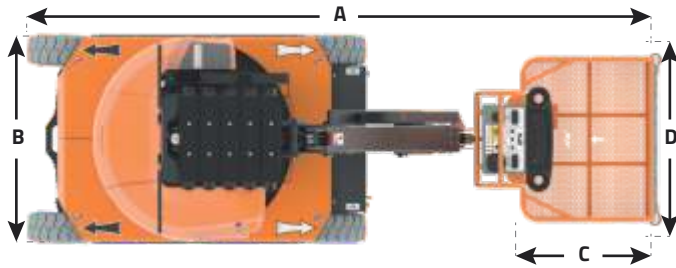
▲ STANDARD EQUIPMENT

- Non-marking rubber wheels
- Platform with protection bar
- 200kg load capacity
- 48V 260 Ah Battery
- On-board H/F charger
- Centralized battery filling
- Non-continuous 352 ° turret rotation
- 30% gradeability
- Possible to work at maximum height
- On-board diagnostic colour LCD console
- Sling and tow rings
- Battery charge indicator
- Tilt indicator with alarm
- Overload sensor
- Flashing lights
- Hour meter

★ ACCESSORIES & OPTIONS

- Easy access to the platform by an entry gate
- Compressed air line
- Power supply in the platform
- Automatic 110 / 220 V charger
- Movement cut off when tilt > 2°
- Motion alarm
- Food grade oil
- Biodegradable oil
- Motion and movement alarm
- Anti-crushing (ACS) system
- Customer colour(s) paint

ATN PIAF12RE MAST BOOM LIFT - ELECTRIC



Working height	11.83m / 38.81ft
Floor height	9.83m / 32.25ft
Maximum horizontal outreach	5.10m / 16.73ft
Load capacity (Interior, 2 people, wind 0 km/h)	200kg / 441lbs
Load capacity (Exterior, 1 people, wind < 45 km/h)	200kg / 441lbs

A	Length	3.66m / 12ft
B	Width	1.20m / 3.93ft
C	Platform length	0.80m / 2.62ft
D	Platform width	0.93m / 3.05ft
E	Height	1.98m / 6.49ft
F	Wheelbase	1.55m / 5.08ft
G	Ground clearance	8cm / 0.26ft

Turret rotation	352° NC
Drive speed (stowed)	6km/h / 3.72mph
Drive speed (raised)	0.9km/h / 0.56mph
Gradeability (stowed)	30%
Maximum tilt	2°
Inside turning radius (Ri)	0.66m / 2.16ft
Outside turning radius (Re)	2.49m / 8.16ft
Total weight	4350kg / 9590lbs
Ground pressure	1569kN/m ²

P12E

