

FALCON
290/320
WHEEL-MOUNTED SPIDER LIFT




EXCLUSIVE

SPIDER LIFTS
AT A HIGHER LEVEL
FOR 40 YEARS

FALCON 290 / 320 Wheel



FALCON 290/320 WHEEL-MOUNTED SPIDER LIFT



The ultimate compact platform

The Falcon Spider Atrium Lift is an original Falcon Spider Lift with market leading features.

The Falcon Spider Atrium Lift FALCON 290/320 Wheel was invented in the 1970's, and developed ever since. The Falcon Spider Atrium Lift FALCON 290/320 Wheel is very applicable in matters of:

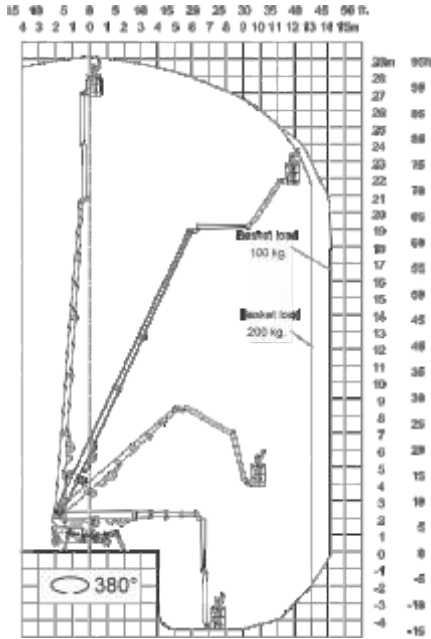
- Facility management
- Atrium access
- Narrow access
- Best quality & safety
- Double jib system
- Easy transport & propelling
- Low weight & ground pressure
- Need for flexible outrigger
- Limited setup space
- Power Bi-energy Hybrid

The Falcon Spider Atrium Lift is capable of passing through a door opening a mere 0.8 m wide and 1.98 m high. Further details on the Falcon Spider Atrium Lift FALCON 290/320 Wheel is mentioned on the following pages.

FALCON 290/320 WHEEL-MOUNTED SPIDER LIFT



FALCON 290 Wheel

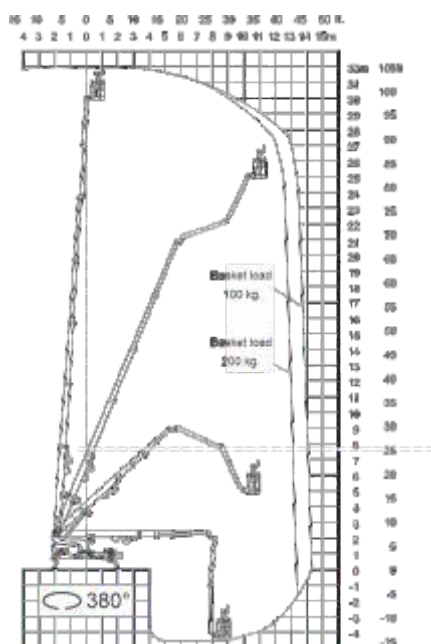


▲ Working height and reach



FALCON 290 Wheel FALCON 320 Wheel

FALCON 320 Wheel



▲ Working height and reach

Working height:	29 m	32 m
Maximum reach:	14-15 m	14-15 m
Double jib (2 x 3 m):	6 m	6 m
Doublejib rotation:	200° 200°	200°
Basket load:	200 kg	200 kg
Aluminium basket:	(0.8 x 1.4 m)	(0.8 x 1.4 m)
Basket rotation (option):	+ / - 90°	+ / - 90°
Turret rotation:	380° 380°	380°

Dimensions (transport position)

Total height:	1.98 m	1.98 m
Total length:	6.30 m	7.20 m
Total width:	0.8 - 0.9 m*	0.8 - 0.9 m*
Gradability (standard):	5° / 10%	5° / 10%
Weight approx.:	3.750 kg*	4.150 kg*

*Depending on optional equipment

FALCON

290/320

WHEEL-MOUNTED SPIDER LIFT



STANDARD EQUIPMENT:

- Automatic stability & outreach control
- Computer controlled (can-bus)
- Proportional control of all functions
- Self-propelled
- Battery powered with charger (180 Ah)
- Double jib
- 380° turret rotation, with integrated stop
- Individual setting of each outrigger
- Electronic checking of the power system (PLC)
- Manual pump system for emergency lowering
- Ability to self-load onto trucks or trailers
- Non marking solid tyres
- Adjustable wheel-axle
- Minimum width only 0.8 m
- Space for tools etc. in basket
- Storage room with lock in chassis
- Wireless remote control of all functions
- Falcon Service Tool (Remote access via laptop)

OPTIONS:

- +/- 90 ° basket rotation
- 220V AC power supply in the basket
- Air/water supply in the basket
- Sensor system on basket
- Diesel engine, Hatz "Silent pack" 9 kW
- Honda petrol generator 3.0 kW
- 220V AC 2,2 kW/13A direct powered electro motor
- 4-8 pcs. extra batteries
- Autosetting/levelling
- Dust Cover for Storage
- Special outrigger footplates
- Basket in various sizes
- Slope alarm
- 2 wheel drive (10 °/18 % climb)
- 3 wheel drive (15 °/26 % climb)(width 0.95 m)
- Twin wheels on rear axle
- Special colour
- Anti entrapment device
- GSM module for remote access and monitoring