

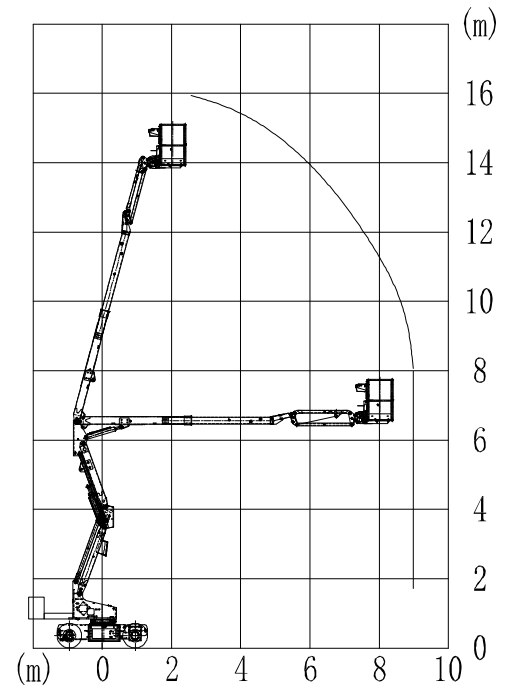
MLIFT SB16E STATIC BOOM-ELECTRIC



Specifications

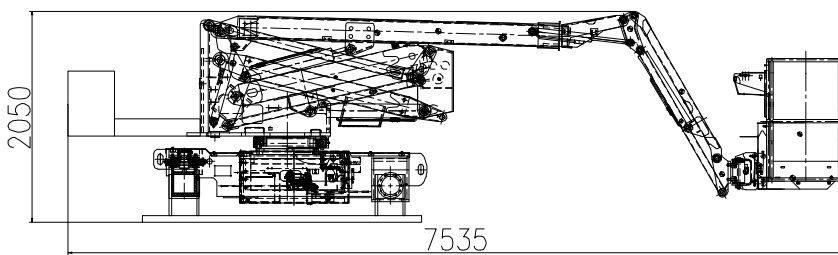
No.	Item	Specification
1	Working height	15.9m
2	Platform height	13.9m
3	Working outreach	9m
4	Slew	355°
5	Fly-Boom Arc	-60~75°
6	Width (Self-propelled mode)	2 m
7	Width (Static mode)	2.28 m
8	Height	2.05 m
9	Length	7.53 m
10	Weight	4550 kg
11	Platform rotation	±90°
12	Lift capacity	225 kg
13	Platform size	1.53*0.76 m
14	Lithium Battery	51.2V 210Ah

Load Chart

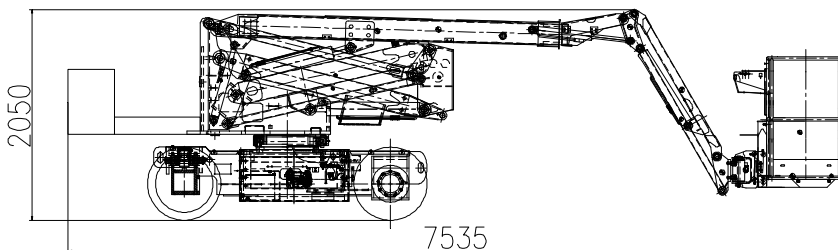


Dimensions

Static mode



Self-propelled mode



**be sure
get more**