

OMME

1500 EX

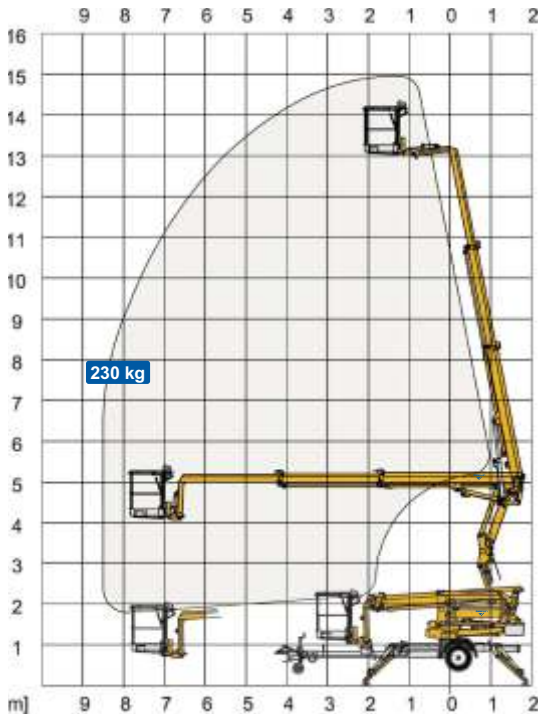
ARTICULATED SPIDER LIFT-TRAILER MOUNTED



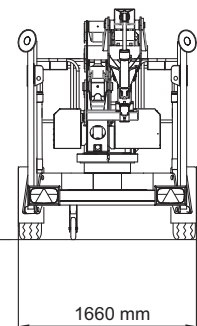
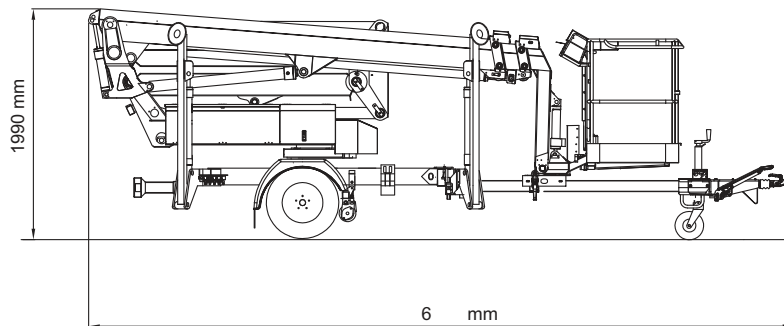
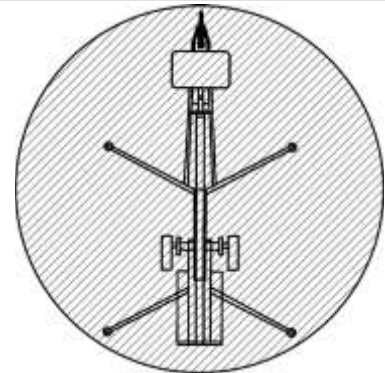
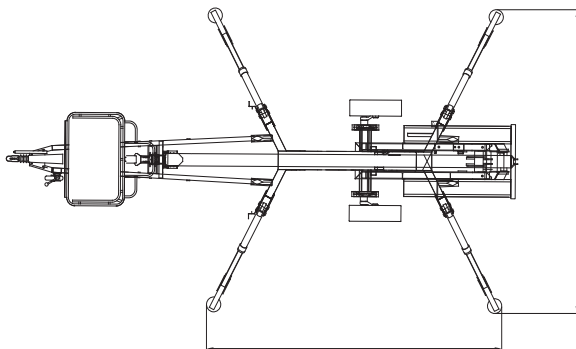
OMME

1500 EX

ARTICULATED SPIDER LIFT-TRAILER MOUNTED



Technical Data:	1500 EX	1500 EXB	1500 EXB Lightweight
Max. working height		15.0 m	
Max. platform height		13.0 m	
Max. outreach		8.5 m	
Up and over clearance		5.0 m	
Angle boom length (boom + basket)		2.0 m	
Jib length (jib + basket)		-	
Vertical jib rotation		-	
Turret rotation		± 355°	
Basket rotation		± 50°	
Max. basket load		230 kg	
Basket size		1.25 x 0.8 x 1.1 m	
Stabilizer pad size		ø200 mm	
	230V / 16A	BATTERY	Lithium
Engine		i	
Fuel tank capacity			
Generator			
Battery pack		24V/120Ah/5h	24V/120Ah
Charger		24 V / 15 A	24 V / 40 A
Double charger system			
Elec. descent			
Self-propulsion with hydraulic engagement of traction rollers		Standard	
Gradeability		14% / 8°	
Ground to tire clearance at max. set-up		Min. 300 mm (10.8% / 6.1°)	
Total weight	2000 kg	2050 kg	2000 kg
Ground pressure, outrigger pad	12.9 kg/cm ²	12.4 kg/cm ²	12.9 kg/cm ²
Ground pressure with 0.4 x 0.4 m spreader plate	0.7 kg/cm ²	0.7 kg/cm ²	0.7 kg/cm ²
Max. force, outrigger	10.5 kN	10.5 kN	10.5 kN
Hydraulic stabilizers		Standard	
Controls		2-step	
Flush basket mount		Standard	
Elec. power outlet in basket		Standard	
Tool trays in basket		Standard	



03.22 Subject to change without notice. Data, dimensions and features are indicative and not binding