

**OMME**

**1700 EX**

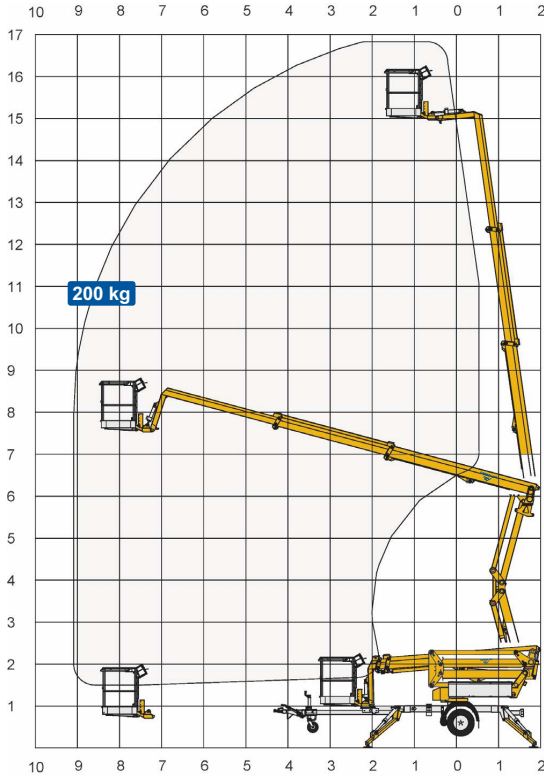
**ARTICULATED SPIDER LIFT-TRAILER MOUNTED**



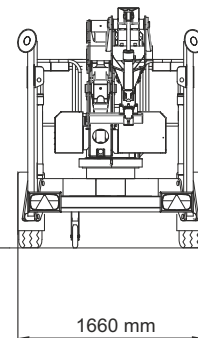
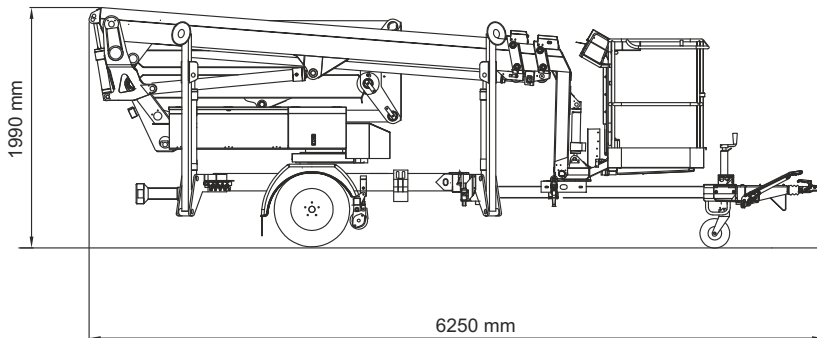
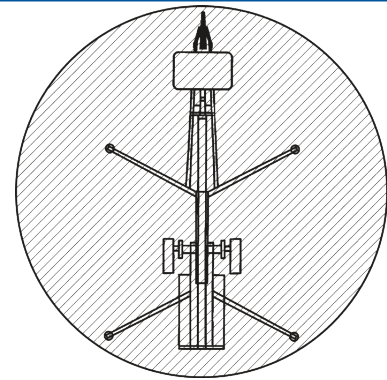
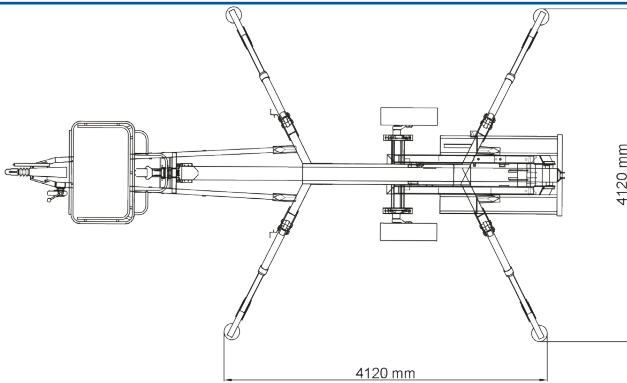
**OMME**

# 1700 EX

## ARTICULATED SPIDER LIFT-TRAILER MOUNTED



| Technical Data:   | 1700 EX                    | 1700 EXB                |
|---|----------------------------|-------------------------|
| Max. working height   | 16.8 m                     |                         |
| Max. platform height  | 14.8 m                     |                         |
| Max. outreach   | 9.1 m                      |                         |
| Up and over clearance   | 6.0 m                      |                         |
| Angle boom length (boom + basket)                             | 2.0 m                      |                         |
| Jib length (jib + basket)                                     | -                          |                         |
| Vertical jib rotation   | -                          |                         |
| Turret rotation   | ± 355°                     |                         |
| Basket rotation   | ± 50°                      |                         |
| Max. basket load  | 200 kg                     |                         |
| Basket size   | 1.25 x 0.8 x 1.1 m         |                         |
| Stabilizer pad size   | ø200 mm                    |                         |
|   | 230V / 16A                 | BATTERY                 |
| Engine  | Optional                   | Optional                |
| Fuel tank capacity  |                            |                         |
| Generator   |                            |                         |
| Battery pack  | 24V/200Ah/5h               |                         |
| Charger   | 24 V / 30 A                |                         |
| Double charger system   | Optional                   |                         |
| Elec. descent   | Optional                   | Optional                |
| Self-propulsion with hydraulic engagement of traction rollers | Standard                   |                         |
| Gradeability  | 14% / 8°                   |                         |
| Ground to tire clearance at max. set-up                       | Min. 300 mm (10.8% / 6.1°) |                         |
| Total weight  | 2060 kg                    | 2200 kg                 |
| Ground pressure, outrigger pad                                | 12.4 kg/cm <sup>2</sup>    | 12.4 kg/cm <sup>2</sup> |
| Ground pressure with 0.4 x 0.4 m spreader plate               | 0.7 kg/cm <sup>2</sup>     | 0.7 kg/cm <sup>2</sup>  |
| Max. force, outrigger   | 10.5 kN                    | 10.5 kN                 |
| Hydraulic stabilizers   | Standard                   |                         |
| Controls  | Proportional               |                         |
| Flush basket mount  | Standard                   |                         |
| Elec. power outlet in basket                                  | Standard                   |                         |
| Tool trays in basket  | Standard                   |                         |



03.22 Subject to change without notice. Data, dimensions and features are indicative and not binding