

OMME

2300 EX

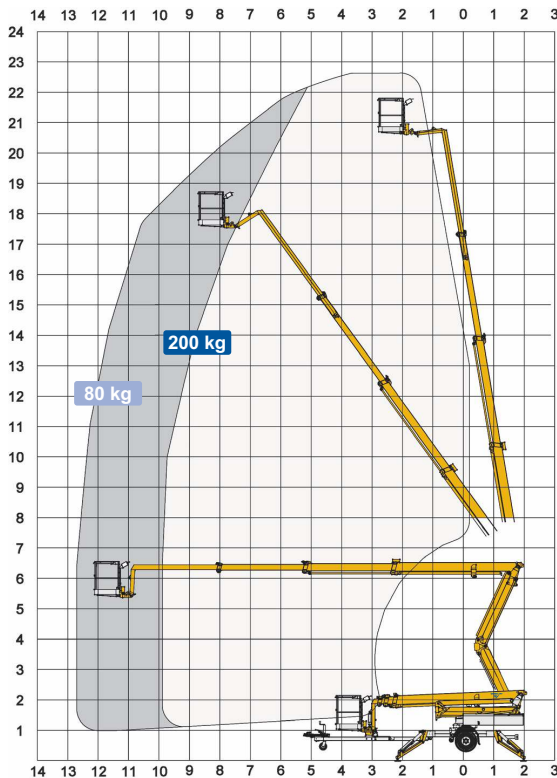
ARTICULATED SPIDER LIFT-TRAILER MOUNTED



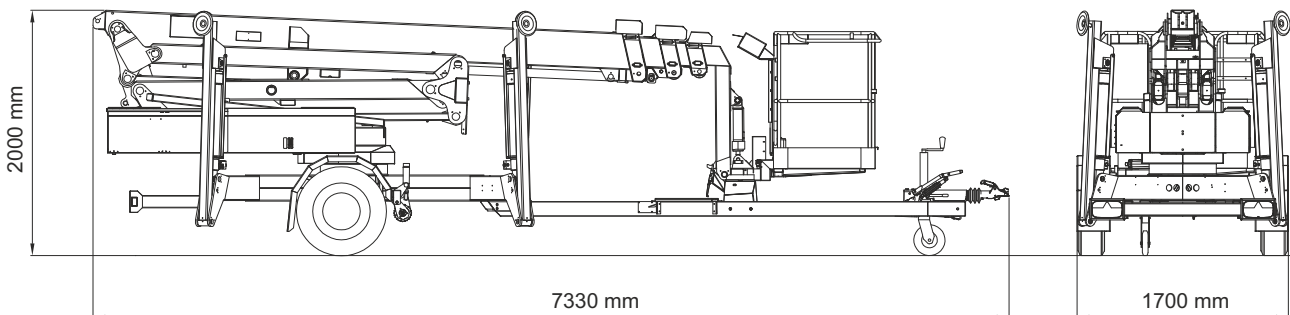
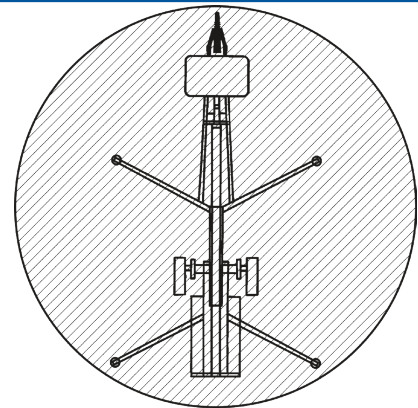
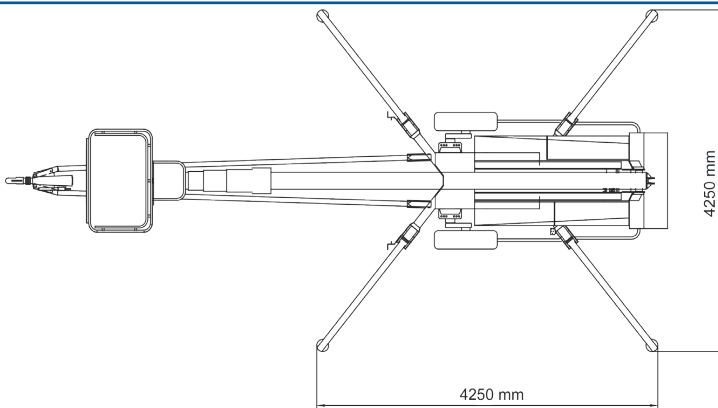
OMME

2300 EX

ARTICULATED SPIDER LIFT-TRAILER MOUNTED



Technical Data:	2300 EX	2300 EXB
Max. working height	22.6 m	
Max. platform height	20.6 m	
Max. outreach	12.7 m	
Up and over clearance	6.0 m	
Angle boom length (boom + basket)	2.0 m	
Jib length (jib + basket)	-	
Vertical jib rotation	-	
Turret rotation	± 355°	
Basket rotation	± 41°	
Max. basket load	200 kg	
Basket size	1.25 x 0.8 x 1.1 m	
Stabilizer pad size	ø200 mm	
	230V / 16A	BATTERY
Engine	Optional	Optional
Fuel tank capacity		
Generator		
Battery pack		24V/200Ah/5h
Charger		24 V / 30 A
Double charger system		Optional
Elec. descent	Optional	Optional
Self-propulsion with hydraulic engagement of traction rollers	Standard	
Gradeability	14% / 8°	
Ground to tire clearance at max. set-up	Min. 270 mm (9.4% / 5.4°)	
Total weight	3150 kg	3150 kg
Ground pressure, outrigger pad	16.5 kg/cm ²	16.5 kg/cm ²
Ground pressure with 0.4 x 0.4 m spreader plate	0.9 kg/cm ²	0.9 kg/cm ²
Max. force, outrigger	14.0 kN	14.0 kN
Hydraulic stabilizers	Standard	
Controls	Proportional	
Flush basket mount	Standard	
Elec. power outlet in basket	Standard	
Tool trays in basket	Standard	



03.22 Subject to change without notice. Data, dimensions and features are indicative and not binding