



MHE

(Material Handling Equipment)



MLIFT DUCT LIFTER



STANDARD / OPTIONAL CONFIGURATIONS

- Best-in-Class Load Capacity
- Dual-Handle 2-Speed Winch

- High Quality Heavy-Duty Design
- Superior Features

- Exceptional Warranty

MLIFT DUCT LIFTER



EASY TO MANOEUVRE, LOAD AND STORE

The unit sets up quickly without any tools and is ready to go to work in seconds. It rolls through standard single doorways in the upright position – no need to remove the load or tilt back the lift. The optional rear transport wheel assembly also allows manoeuvrability on uneven surfaces. Legs fold up and attachments are removable for easy storage and loading, plus a hold-down bar secures the mast assembly during transport.

FIVE LOAD HANDLING ATTACHMENTS

Interchangeable load handling attachments handle a large variety of workloads, so you can design your lift to meet your



Standard Forks
Accommodate a variety of general loads.



Fork Extensions Insert
Insert onto standard forks for an additional 64 cm (25 in) of length.



Load Platform Fits over the forks to handle odd-sized or heavy objects – no tools required for installation.



Boom Option transforms your lift into a mobile, vertical crane or hoist to position tooling fixtures, circuit breakers, engines and




Pipe Cradle helps hold odd-shaped items in place for easy lifting.

Model	MDL-28	MDL-39	MDL-40	MDL-47	MDL-54	MDL-62	MDL-72
Lifting height	2.80m	3.95m	4.0m	4.76m	5.6m	6.20m	7.4m
Lifting capacity	150kg	350kg	650kg	350kg	318kg	350kg	295kg
Retracted height	-	-	1.80m	-	-	-	-

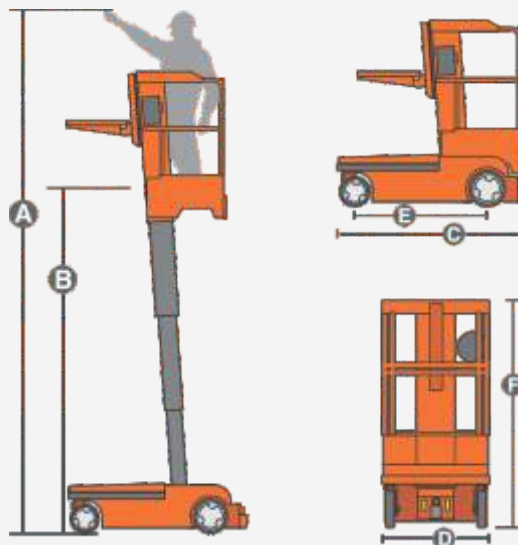
MLIFT
ORDER PICKER
SELF PROPELLED-OIL FREE



 Oil-free



HYDRAULIC OIL FREE



MLIFT

ORDER PICKER

SELF PROPELLED-OIL FREE



Model	OPT0507
Dimension	
Max. Working Height A	4.99m
Max. Platform Height B	2.99m
Overall Length C	1.59m
Overall Width D	0.75m
Overall Height E	1.59m
Ground Clearance	0.04m
Wheelbase F	1.11m
Turning Radius(Inside/Outside)	0m/1.30m
Tyres	
- Front	Φ 254×63.50mm
- Back	Φ 305×63.50mm
Performance	
S.W.L	
- S.W.L Of Platform(For Person)	135kg
- S.W.L Of Pallet(For Goods-Up)	90kg
- S.W.L Of Pallet(For Goods-Down)	115kg
Max. Occupants	1
Gradeability	15%
Speed	
- Forward Speed(Stowed)	4.8km/h
- Back Speed(Stowed)	3.2km/h
- Travel Speed(Raised)	1.3km/h
Max. Working Slope	0°
UP/Down Speed	18/18sec
Weight	
Weight	640kg
Power	
Battery	24V/115Ah
Charger	24V/15A
Drive Motor	2×24VDC/0.68kW
Lifting Motor	24VDC/1.20kW

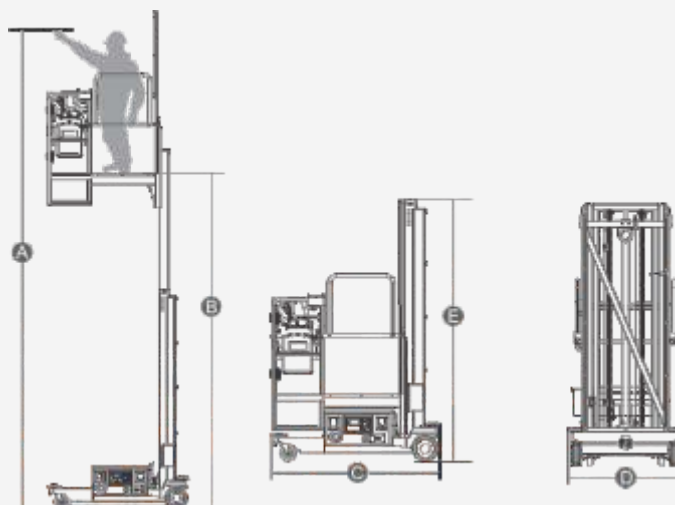
Manufactured By:

Mtandt Limited

MLIFT ORDER PICKER SELF PROPELLED-ELECTRIC



 Electric



MLIFT

ORDER PICKER

SELF PROPELLED-ELECTRIC



Model	ZDYT 3-3.0S	ZDYT 3-3.7S	ZDYT 3-4.5S	ZDYT 3-4.8S
Dimension				
Max. Working Height A	5.00m	5.70m	6.50m	6.80m
Max. Platform Height B	3.00m	3.70m	4.50m	4.80m
Overall Length C	1.56m	1.56m	1.59m	1.59m
Overall Width D	1.06m	1.06m	1.06m	1.06m
Overall Height E	2.07m	2.42m	2.28m	2.38m
Platform Size(Length×Width)	0.71m×0.80m	0.71m×0.80m	0.71m×0.80m	1.18m×0.80m
Ground Clearance	0.08m	0.08m	0.08m	0.08m
Wheelbase	1.27m	1.27m	1.30m	1.30m
Turning Radius	0	0	0	0
Tyres(Drive Motors)	Φ230×80mm	Φ230×80mm	Φ230×80mm	Φ230×80mm
Tyres(Front)	0.15m	0.15m	0.15m	6in

Performance				
S.W.L	300kg	300kg	300kg	300kg
Max. Occupants	1	1	1	1
Travel Speed(Stowed)	4.0km/h	4.0km/h	4.0km/h	4.0km/h
Travel Speed(Raised)	0.8km/h	0.8km/h	0.8km/h	0.8km/h
UP/Down Speed	18/17sec	22/19sec	20/17sec	21/18sec
Gradeability	25%	25%	25%	25%
Max. Working Slope	X-1.5°/Y-2°	X-1.5°/Y-2°	X-1.5°/Y-2°	X-5°/Y-2°


Weight				
Weight	690kg	720kg	840kg	855kg

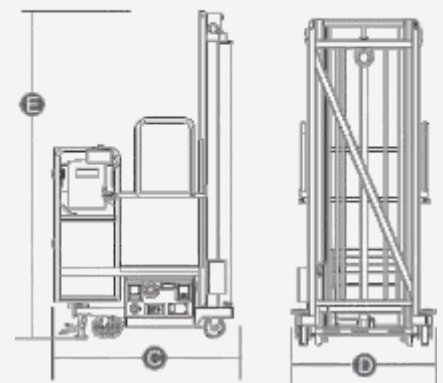
Power				
Battery	2×12V/105Ah	2×12V/105Ah	2×12V/105Ah	24V/105Ah
Charger	24V/30A	24V/30A	24V/30A	24V/30A
Drive Motor	2×24VDC/0.4kW	2×24VDC/0.4kW	2×24VDC/0.4kW	24V/0.4kW
Lifting Motor	24V/2.2kW	24V/2.2kW	24V/2.2kW	24V/2.2kW

Manufactured By:
Mtandt Limited

MLIFT
ORDER PICKER
PUSH AROUND-ELECTRIC



 Electric



MLIFT

ORDER PICKER

PUSH AROUND-ELECTRIC




Model	DYT 2-2.7S	DYT 2-3.7SW	DYT 2-4.5S
Dimension			
Max. Working Height A	4.70m	5.70m	6.50m
Max. Platform Height B	2.70m	3.70m	4.50m
Overall Length C	1.38 m	1.38m	1.42m
Overall Width D	1.06 m	1.06m	1.08m
Overall Height E	1.89 m	2.39m	2.28m
Platform Size(Length×Width)	0.64m×0.80m	0.64m×0.80m	0.64m×0.80m
Ground Clearance	0.08m	0.08m	0.08m
Wheelbase	0.92m	0.92m	0.95m
Tyres(Front Wheels)	0.15m	0.15m	0.15m
Tyres(Back Wheels)	Φ152×55mm	Φ152×55mm	Φ152×55mm

Performance			
S.W.L	300kg	300kg	300kg
Max. Occupants	1	1	1
Up/Down Speed	22/12sec	33/18sec	30/17sec
Max. Working Slope	1°	1°	1°

Weight			
Weight	460kg	490kg	605kg

Power			
Battery	2×12V/85Ah	2×12V/85Ah	2×12V/85Ah
Integrated Charger	12V/30A	12V/30A	12V/30A
Lifting Motor	12VDC/1.6kW	12VDC/1.6kW	12VDC/1.6kW

Manufactured By:
Mtandt Limited



mtandt
S I N C E 1 9 7 4

Chennai | Bengaluru | Mumbai | Ahmedabad | Hyderabad | Delhi | Kolkata | Sri Lanka | Qatar

equipment@mtandt.com | 9090 1010 65 | www.mtandt.com