

HASSLE FREE DEPENDABLE LIGHTING AND POWER ANYWHERE – ANYTIME

ENGINEERED FOR PERFORMANCE.



High Lumen
Output



Power
Backup



Compact &
Mobile



Smart
Features



Rugged
Design



MLT 5

MOBILE LIGHTING HAS EVOLVED



NEXT GENERATION MOBILE LIGHT MAST

Designed from the ground up, MLT 5 is optimized for LED, delivering an unparalleled lighting performance from a robust, 5-meter light tower that fits in your car.

- | | | | | | | | | |
|----------------------------------|-----------------------------------|----------------------|------------------------|----------|-----------------------|---------------|-----------------------|----------------------------------|
| 2200m ²
Min. 5 lux | 2200m ²
Avg. 39 lux | lm
112,000 | 5M | <49KG | Dimmable | Smart Control | 30m/s
Wind Loading | Drop Prevention
Safety System |
| 360°4D
Light Heads | Super Compact | Rotatable Mast | Minimal
Maintenance | Linkable | Electric
Elevation | Plug & Play | Twist & Swap | AUTO
STOP |



FEATURES

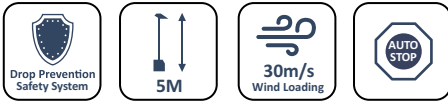
LIGHTING PERFORMANCE



OPERATION



SAFETY & STABILITY



MAST




ULTRA COMPACT & LIGHT WEIGHT



SAFETY & STABILITY

Patented Triple Drop Prevention System (TDP) makes the mast very safe to use.



SIMPLE, FOLD OUT, FULLY ROTATIONAL LIGHT HEADS FOR ANY DESIRED CONFIGURATION



LINK UP TO 3 UNITS FROM A SINGLE POWER SOURCE



TWIST & SWAP NEMA SOCKET FOR LIGHT CONTROL SOLUTIONS



CONTROL, DIM & SCHEDULE LIGHTS REMOTELY



NIGHT MODE LIGHT REDUCTION MINIMIZES ENERGY CONSUMPTION & DISRUPTION TO TRAFFIC AND RESIDENTIAL AREAS

MOBILITY

- PUNCTURE PROOF ALL TERRAIN TYRES
- ERGONOMIC HANDLES



- 1 INDIVIDUAL WIRES
- 2 AUTO STOP RAISING/ LOWERING
- 3 DROP PREVENTION

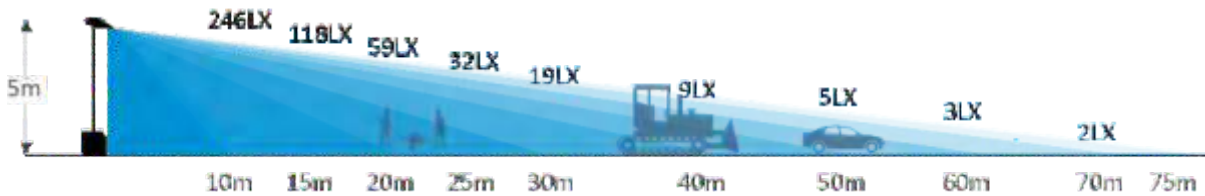
COMPLETE LIGHTING FLEXIBILITY

With professional grade optics and up to 112,000 lumens, MLT 5 delivers a more powerful lighting performance than anything in its class.



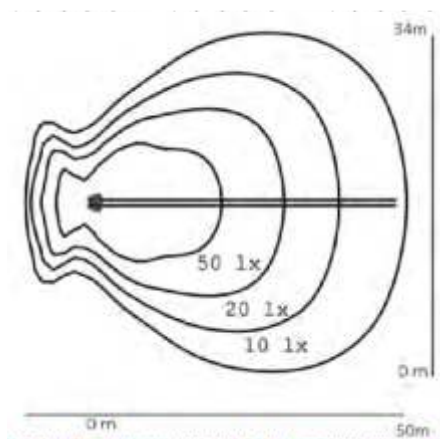
BRILLIANT LIGHT DISTRIBUTION

Direct the light where you need it. The flexible lamp head makes it possible to have the light exactly where required

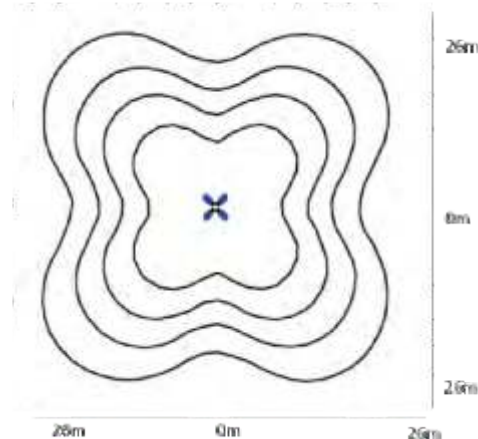


Large illuminated area of **2,200m** with minimum **5 lux** and an average of **39 lux**

All lights facing forward



Lights facing 4 directions



TAKE CONTROL OF YOUR LIGHTING

- Equipped as standard with twist & swap NEMA socket for lighting controls
- Manual ON/OFF & night mode

STANDARD

- Daylight Sensing: Maximize efficiency in combination with natural daylight

DESIGNED AND TESTED IN TOUGH ENVIRONMENTS

From the harsh Scandinavian winters, to the hot, rugged terrain of mining regions, Mlit is built to thrive, providing extremely energy-efficient light in all climates.

TECH SPEC

Model

Series	Mlit
Model No.	MLT 5

Performance

Illuminated Surface	2200 m ²
System Power	800W
Luminous Flux	112.000 lm
Lumen/W	140
Beam Profile	60
Color Temperature (CCT)	5000K

Electrical

Operating Voltage	100-305VAC/50Hz
Dimmable	Yes
Input Plug	CEE 230V
Protection	Over Voltage / Over Temp. / Short Circuit

Environmental

Ambient Operating Temp. range	-30°C to +45°C
Storage Temp. Range	-40°C to +80°C
IK class	IK08
IP class	IP65 (lighting) / IP54 (chassi)
Noise Emissions	<5dB(A)

Physical

Fully extended height	5.1 meters
Elevation system	Electric
Mast Rotation	340
Mobility	By hand/ Crane/
Dimensions (min.)	358 x 427 x 1200mm
Dimensions (max.)	1640 x 1640 x 5100mm
Weight	49kg
Wind Resistance	30 m/s
Housing Finish	UV stabilised powder coating

Approvals

Certifications	CE
Service life L80 B50 (LED)	>100,000 h



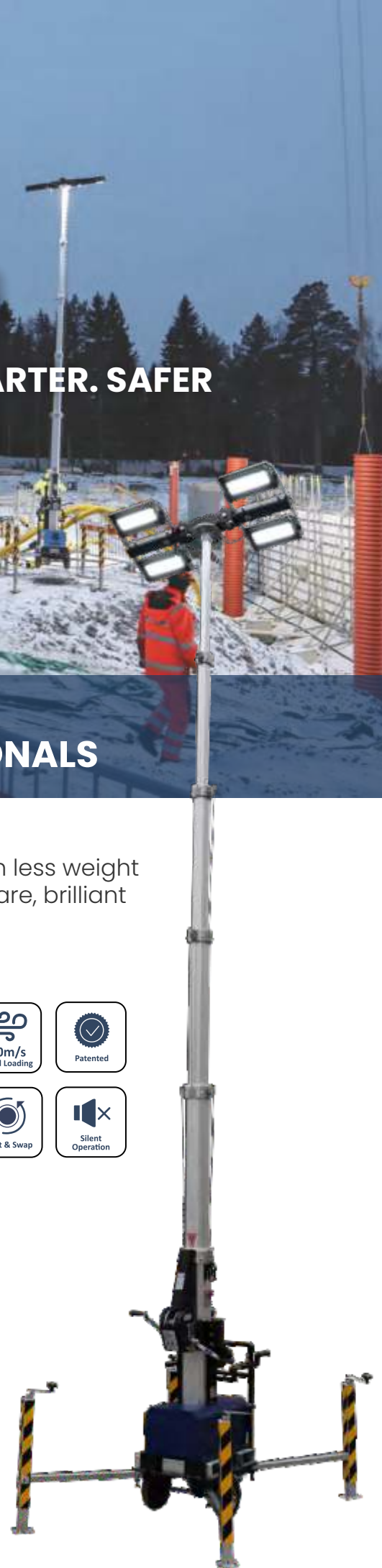
MLT 7

COMPACT. BRIGHTER. SMARTER. SAFER

NEXT GENERATION MOBILE LIGHT TOWER, DESIGNED FOR PROFESSIONALS


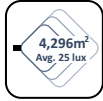
Mlit easily replaces diesel driven light towers with much less weight and a fraction of the energy required, delivering low glare, brilliant light coverage in half the size of standard light towers.

- 4,296m² Min. 5 lux
- 4,296m² Avg. 25 lux
- 168,000 lm
- 7M
- Dark Sky Optics
- Dimmable
- Smart Control
- 30m/s Wind Loading
- Patented
- Super Compact
- 340° Rotatable Mast
- TDP Safety System
- Minimal Maintenance
- Linkable
- Manual Elevation
- Plug & Play
- Twist & Swap
- Silent Operation



FEATURES

LIGHTING PERFORMANCE



SIMPLE, FOLD OUT, FULLY ROTATIONAL LIGHT HEADS FOR ANY DESIRED CONFIGURATION



LINK UP TO 2 UNITS FROM A SINGLE POWER SOURCE



TWIST & SWAP NEMA SOCKET FOR LIGHT CONTROL SOLUTIONS



CONTROL, DIM & SCHEDULE THE LIGHTS REMOTELY WITH TWIST & SWAP NEMA SOCKET FOR LIGHT CONTROL SOLUTIONS



NIGHT MODE LIGHT REDUCTION MINIMIZES ENERGY CONSUMPTION & DISRUPTION TO TRAFFIC AND RESIDENTIAL AREAS

OPERATION



(OPTIONAL ELECTRIC ELEVATION)

MOBILITY

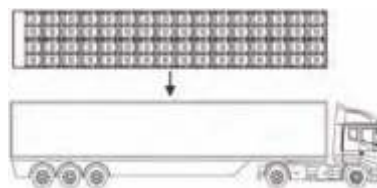
- ADJUSTABLE, RETRACTABLE HANDLES
- JOCKEY WHEEL
- CRANE HOOK
- LARGE FORKLIFT POCKETS (160X80mm)

TRANSPORT EFFICIENCY



DESIGNED AS THE MOST TRANSPORT EFFICIENT 7-METER LIGHT TOWER AVAILABLE.

Delivering cost savings with each transport to and from site and requiring less storage space when at the depot between rentals.



2 UNITS / EURO PALLET

64 UNITS / TRAILER

Twice the quantity of towers compared to other models in the market!

SAFETY & STABILITY

Patented Triple Drop Prevention System (TDP) makes the mast very safe to use.



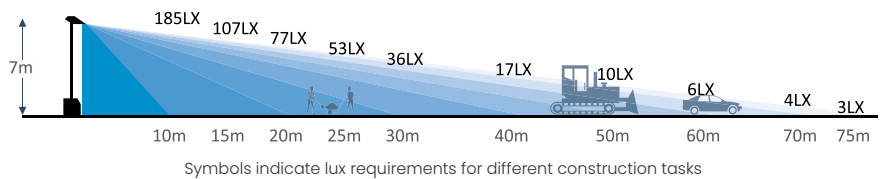
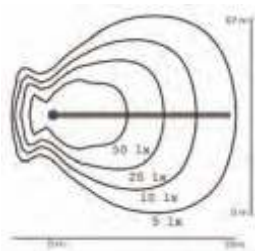
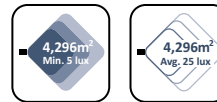
1 FIVE INDIVIDUAL WIRES
WITH WIRE PROTECTION COVERS

2 AUTO-PIN
AUTOMATICALLY INSERTS WHEN MAST IS FULLY RAISED

3 DROP PREVENTION ARRESTOR
DESIGNED TO KEEP OPERATORS SAFE

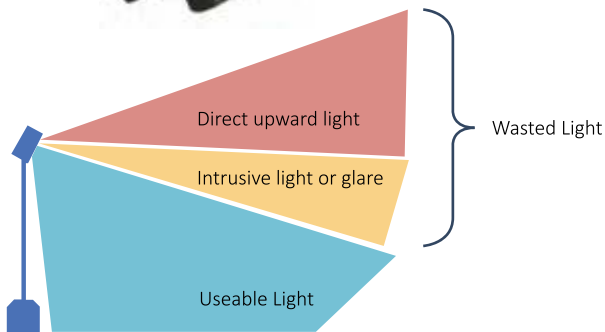
BRILLIANT LIGHT DISTRIBUTION

Ultra asymmetric optics direct light only where it is needed, eliminating unnecessary light pollution and wasted power, whilst delivering a longer distance, stronger light throw.



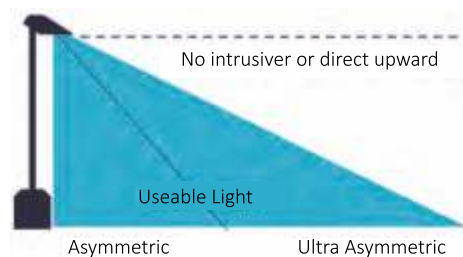
Large illuminated area of **4,296m²** with minimum **5 lux** and an average of **25 lux**

TYPICAL FLOOD LIGHTS



- Components of light pollution.
- Provide less light in desired direction.

MLT 7



- Delivers further, stronger light throw with **+59%** extra light on the ground.
- No direct upward light when facing ground.
- Minimize glare and disturbance to the local environment and traffic.

TAKE CONTROL OF YOUR LIGHTING

- Equipped as standard with twist & swap NEMA socket for lighting controls
- Manual ON/OFF & night mode

STANDARD

- Daylight Sensing: Maximize efficiency in combination with natural daylight

DESIGNED AND TESTED IN TOUGH ENVIRONMENTS

From the harsh Scandinavian winters, to the hot, rugged terrain of mining regions, Mlit is built to thrive, providing extremely energy-efficient light in all climates.

TECH SPEC

Model	
Series	Mlit
Model No.	MLT 7
Performance	
Illuminated Surface	4296 m ²
System Power	1200W
Luminous Flux	168,000 lm
Lumen/W	140
Beam Profile	60
Color Temperature (CCT)	5000K
Electrical	
Operating Voltage	220-240VAC/50Hz
Protection	Over Voltage / Over Temp. / Short Circuit
Dimmable	Yes
Input Plug	CEE 230V / Schuko 230V optional

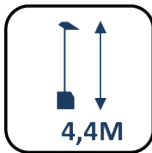
Environmental	
Ambient Operating Temp. range	-30°C to +45°C
Storage Temp. Range	-40°C to +80°C
IK class	IK08
IP class	IP65 (lighting) / IP54 (chassi)
Noise Emissions	<5dB(A)
Physical	
Fully extended height	7.1 meters
Elevation system	Manual (Electric optional)
Mast Rotation	340
Mobility	Forklift pockets, crane hook-By hand
Dimensions (min.)	788 x 658 x 2046mm
Dimensions (max.)	1455 x 1752 x 6930mm
Weight	217kg
Wind Resistance	30 m/s
Housing Finish	UV stabilised powder coating
Approvals	
Certifications	CE
Service life L80 B50 (LED)	>100,000 h

MLT 4

FLEXIBLE LIGHT MAST

TURN YOUR ON-SITE CONTAINERS INTO A LIGHTING PLATFORM

Reduce costs and required space for light masts, the MLT 4 light kit is a simple to install, reliable light system that provides the same or better lighting performance as conventional light towers. Mount on container or concrete base.





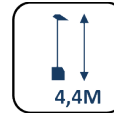
LIGHT PERFORMANCE

- Dark sky optics minimize glare and disturbance of surroundings



BUILT TOUGH

- Robust & Resilient construction.



RELIABLE STABILITY

- Telescopic mast with built in safety locks for
- Multiple height configurations.



SMART CONTROL

- Fast fix NEMA socket for daylight sensing or wireless control to dim & schedule the lights remotely.



EASY TO HANDLE

- Simple, reliable, plug and play connections. Designed to be moved and assembled by a single person.

FLEXIBLE POWER OPTIONS

- Direct AC plug in or as a stand-alone system.

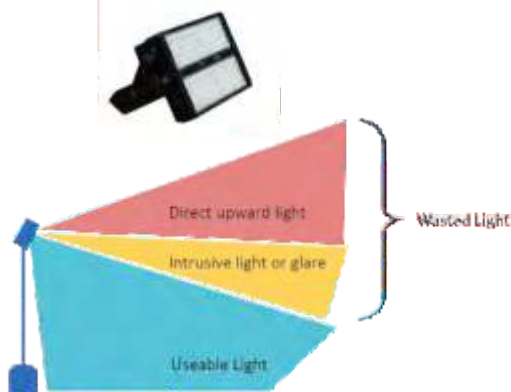


SAFE & SECURE MOUNTING

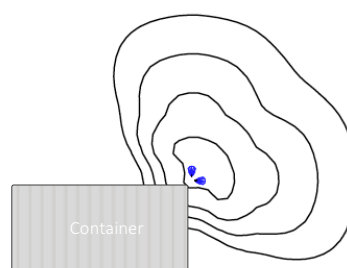
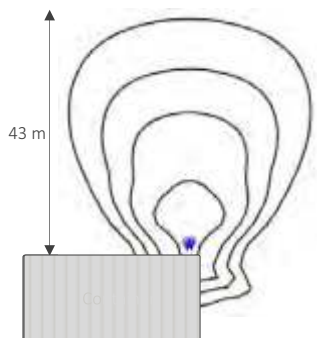
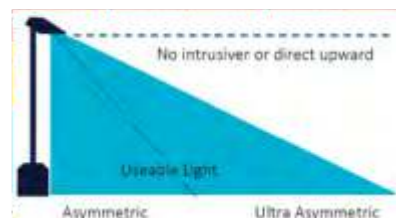
- Fits all types of standard containers.
- Interchangeable mounting plates for side or top mounting to container

BRILLIANT LIGHT DISTRIBUTION

Typical floodlight



MLT 4



TAKE CONTROL OF YOUR LIGHTING

- Equipped as standard with twist & swap NEMA socket for lighting controls
- Manual ON/OFF & night mode

STANDARD

- Daylight Sensing: Maximize efficiency in combination with natural daylight

DESIGNED AND TESTED IN TOUGH ENVIRONMENTS

From the harsh Scandinavian winters, to the hot, rugged terrain of mining regions, Mlit is built to thrive, providing extremely energy-efficient light in all climates.

TECH SPEC

Model	
Series	Mlit
Model No.	MLT 4
Performance	
Illuminated Surface	2000 m2
System Power	400W
Luminous Flux	56,000 lm
Lumen/W	140
Beam Profile	Ultra Assymmetric Dark Sky Optics
Color Temperature (CCT)	5000K
Electrical	
Operating Voltage	100–305VAC/50Hz
Protection	Over Voltage / Over Temp. / Short Circuit
Dimmable	Yes
Input Plug	CEE 230V

Environmental	
Ambient Operating Temp. range	-30°C to +45°C
Storage Temp. Range	-40°C to +80°C
IK class	IK08
IP class	IP65
Physical	
Fully extended height	4.4M (6.8M incl. container height)
Adjustable height	1.46 - 4.4M
Elevation system	Manual
Wind Resistance	20 m/s
Material	Stainless steel
Surface Treatment	UV stabilised powder coating
Weight	19kg Light & Mast 6.5kg Power Box
Approvals	
Certifications	CE
Service life L80 B50 (LED)	>100,000 h

MLT 3.8

BATTERY LIGHT TOWER

HIGH-PERFORMANCE BATTERY LIGHT TOWER FOR DEMANDING ENVIRONMENTS

Redefining Mobile Lighting: MLT 3.8 merges the versatility of a compact light tower with the need of rechargeable power, delivering seamless light control and mobility in one innovative solutions.

- 980m Max. Hgt.
- 980m² Avg. 21 feet
- 48,000 lm
- 3,8M
- 36-45KG
- Dimmable
- 30m/ Wind Loading
- 360°4D Light Heads
- Super Compact
- Rotatable Mast
- Battery Mode
- Electric Elevation
- Plug & Play



FROM RAILWAY TO MINES

- Designed for railway maintenance, emergency personnel, construction sites & mines
- A compact light tower with integrated battery makes it perfect match for temporary or emergency work.



BATTERY POWERED MOBILITY

Fuji can be equipped with single or double battery packs. Combining this with a low weight and you have a truly mobile mast solution.



Output %	Output lumens	BLT-300-S /BLT-300-D
100%	48 000lm	1,5/ 3H
75%	36 000lm	2/ 4H
50%	24 000lm	3/ 6H
25%	12 000lm	6H/ 12H
10%	4800lm	15/ 30H



30H



TECH SPEC

Model	
Series	Mlit
Model No.	MLT 3.8
Performance	
Illuminated Surface	980 m2 (min 5 lux)
System Power	300W
Luminous Flux	48,000 lm
Lumen/W	160.
Beam Profile	60
Color Temperature (CCT)	5000K
Electrical	
Operating Voltage	100-110VAC/ 220-240VAC/50Hz
Protection	Over Voltage / Over Temp. / Short Circuit
Dimmable	Yes
Input Plug	CEE 230V / Customisable

Environmental	
Ambient Operating Temp. range	-30°C to +45°C
Storage Temp. Range	-40°C to +80°C
IK class	IK08
IP class	IP65 (lighting) / IP54 (chassi)
Noise Emissions	<5dB(A)
Physical	
Fully extended height	3,8m / 12,5ft
Elevation system	Electric
Mast Rotation	340
Mobility	By hand
Dimensions (min.)	358 x 385 x 1088mm
Dimensions (max.)	1303 x 1129 x 3800mm
Weight (Tower only)	BLT-300 36kg/ 79lb
Including battery	BLT-300-S 40,5kg/ 92,6lb BLT-300-D 45kg/ 99,2lb
Wind Resistance	30 m/s (preliminary)
Housing Finish	UV stabilised powder coating
Approvals	
Certifications	CE
Service life L80 B50 (LED)	>100,000 h

MLT K2

SITE LIGHTING

**MAXIMUM LIGHT AND MINIMAL DISTURBANCE
OF SURROUNDINGS**

Third generation site lighting for temporary installations and rough environments. The Mlit is the latest design with advanced ultra asymmetric optics and perfect control of the light. Easy quick connectors and versatile for installations.





BRILLIANT LIGHT

- Dark sky optics minimize disturbance of surroundings
- Versatile optics choose between ultra asymmetric to narrow angle beams
- Advanced optics design reduce glare and light pollution
- Easy to change between symmetric optic solutions
- Recessed optics for better protection

LIGHT CONTROL

- Designed for easy integration with light control solutions



VERSATILE MOUNTING

- Upgraded bracket for more easy installation and more versatile installation



LIGHT WEIGHT

- 20% Smaller and lighter compared to previous generations

BUILT TOUGH



- Robust & Resilient construction.

PERFORMANCE

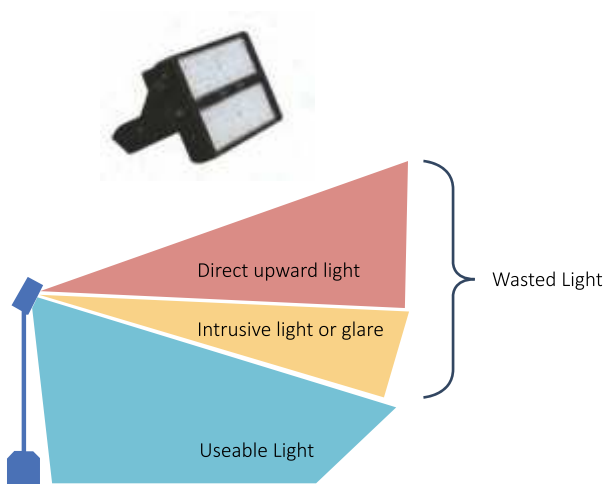


- IP67 Plug & Play connectors
- Panel connector for power out to next fixture
- Panel connector for dimming prepared for light control



DARK SKY OPTICS

Previous Generation Floodlights



- Components of light pollution.
- Provide less light in desired direction.

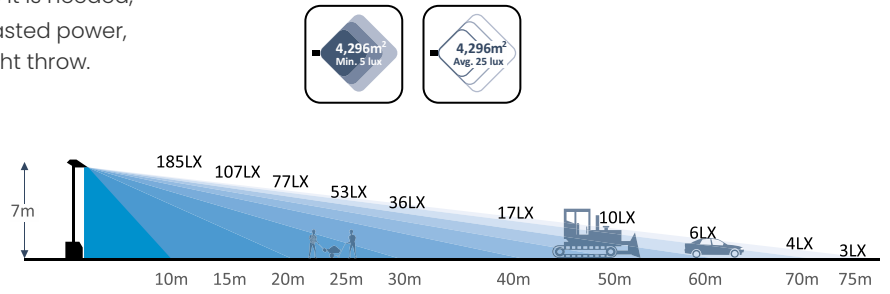
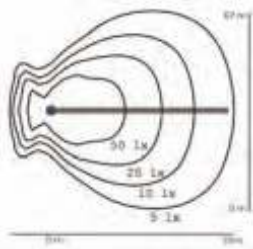
MLT K2



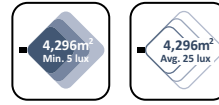
- Delivers further, stronger light throw with +59% extra light on the ground.
- No direct upward light when facing ground.
- Minimize glare and disturbance to the local environment and traffic.

BRILLIANT LIGHT DISTRIBUTION

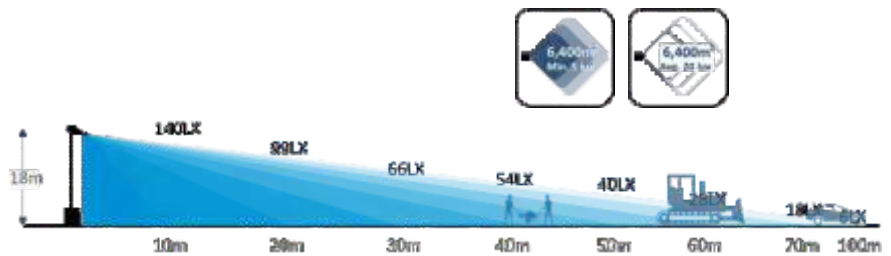
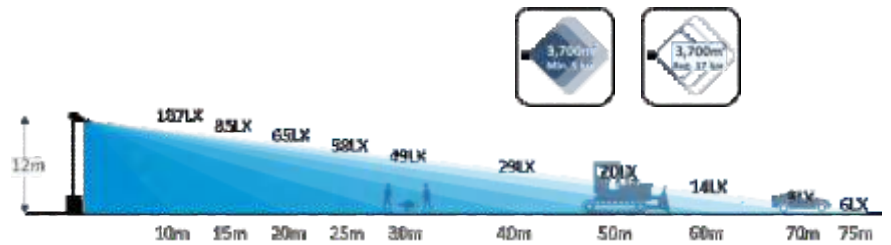
Ultra asymmetric optics direct light only where it is needed, eliminating unnecessary light pollution and wasted power, whilst delivering a longer distance, stronger light throw.



Symbols indicate lux requirements for different construction tasks



Large illuminated area of **4,296m²** with minimum **5 lux** and an average of **25 lux**



TECH SPEC



Article no:	MLT 130	MLT 300	MLT 600
Light output	21 100lm	43 400lm	86 800lm
System power	135W	310W	620W
Lumen/w	156lm/w	145lm/w	140lm/w
Input voltage	100-305VAC/50Hz	100-305VAC/50Hz	100-305VAC/50Hz
Dimmable	Yes	Yes	Yes
Lifetime (L80, B50)	100 000H	100 000H	100 000H
Color temperature	3/4/6000K	3/4/6000K	3/4/6000K
CRI	>70/ >80	>70/ >80	>70/ >80
Angle beam	9 optics options	9 optics options	9 optics options
IP class	IP66	IP66	IP66
IK class	IK08	IK08	IK08
Ambient temperature	-40 - +45	-40 - +45	-40 - +45
Incoming cable	5m H07RNF with quick connectors	5m H07RNF with quick connectors	5m H07RNF with quick connectors
Material	Aluminium/PC	Aluminium/PC	Aluminium/PC
Wind loading 0° / 23°	0,041 m ² / 0,052 m ²	0,077 m ² / 0,069 m ²	0,073 m ² / 0,121 m ²
Weight	4 kg	9,5 kg	17,5 kg
Dimensions (L x W x H mm):	188 x 314 x 182	309 x 388 x 177	478 x 425 x 197

MLTK2

AUTO LEVELING CRANE LIGHTING

**AUTO LEVELING AND ROBUST LIGHTING WITH
MINIMAL DISTURBANCES OF SURROUNDINGS**

Third generation site lighting for temporary installations and rough environments. Specialized optics for cranes and Auto Leveling making the light always face the ground while the crane is being operated



- | | | | | |
|--------------------------------|-----------------|-------------------|---------------|-----------------------|
| lm
21,100-
86,800 | Dark Sky Optics | Dimmable | Smart Control | Auto Leveling |
| IP66 | IK08 | Resistant Coating | Plug & Play | Lightweight & Compact |



BRILLIANT LIGHT

- Dark sky optics minimize disturbance for mast and narrow crane optics for arm
- Advanced optics design reduce glare and light pollution
- Easy to change between symmetric optic solutions
- Recessed optics for better protection



LIGHT WEIGHT

- 20% Smaller and lighter compared to previous generations

BUILT TOUGH



- Robust & Resilient construction.

LIGHT CONTROL

- Designed for easy integration with light control solutions



VERSATILE MOUNTING

- Auto leveling fixture, adjusts itself while crane is being raised so light is always facing the ground



PERFORMANCE



- IP67 Plug & Play connectors
- Panel connector for power out to next fixture
- Panel connector for dimming prepared for light control



TECH SPEC



Article no:	MLT 130	MLT 300	MLT 600
Light output	21 100lm	43 400lm	86 800lm
System power	135W	310W	620W
Lumen/w	156lm/w	145lm/w	140lm/w
Input voltage	100-305VAC/50Hz	100-305VAC/50Hz	100-305VAC/50Hz
Dimmable	Yes	Yes	Yes
Lifetime (L80, B50)	100 000H	100 000H	100 000H
Color temperature	3/4/6000K	3/4/6000K	3/4/6000K
CRI	>70/ >80	>70/ >80	>70/ >80
Angle beam	9 optics options	9 optics options	9 optics options
IP class	IP66	IP66	IP66
IK class	IK08	IK08	IK08
Ambient temperature	-40 - +45	-40 - +45	-40 - +45
Incoming cable	5m H07RNF with quick connectors	5m H07RNF with quick connectors	5m H07RNF with quick connectors
Material	Aluminium/PC	Aluminium/PC	Aluminium/PC
Wind loading 0° / 23°	0,041 m² / 0,052 m²	0,077 m² / 0,069 m²	0,073 m² / 0,121 m²
Weight	4 kg	9,5 kg	17,5 kg
Dimensions (L x W x H mm):	188 x 314 x 182	309 x 388 x 177	478 x 425 x 197

MLT BRICK SITE LIGHTING

DESIGNED FOR CONSTRUCTION SITES - PLUG & PLAY FOR TEMPORARY INSTALLATIONS

The popular range installed in hundreds of construction sites, for temporary installations and rough environments. The Mlit Brick is the latest design with advanced optics and perfect control of the light. Easy quick connectors and versatile for installations.





BRILLIANT LIGHT

- Lins technology reduces glare, choose between narrow or wide beam angles
- High lumen output with >160lm/W
- Easy to change between symmetric optic solutions



LIGHT WEIGHT

- Small and robust light system

BUILT TOUGH



- Robust & Resilient construction.

LIGHT CONTROL

- Designed for easy integration with light control solutions



VERSATILE MOUNTING

- Sturdy and vibration resistant bracket



PERFORMANCE



- IP67 Plug & Play connectors
- Panel connector for power out to next fixture
- Panel connector for dimming prepared for light control

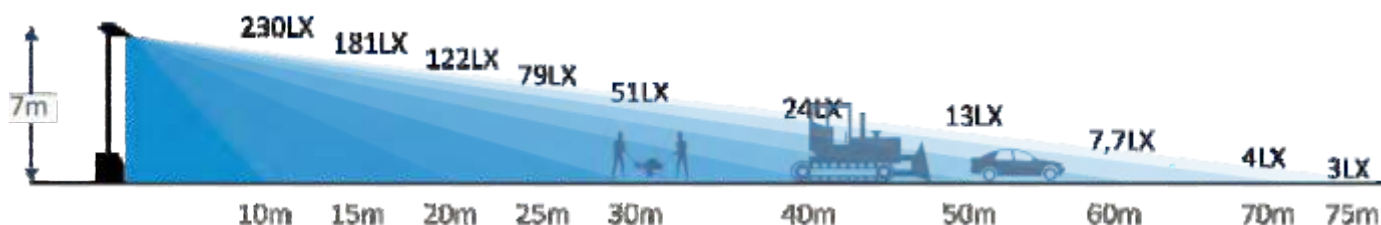

RETROFIT LIGHT TOWERS

- Designed for easy replacing of metal halid lights of light towers



BRILLIANT LIGHT DISTRIBUTION

Easy to change optics and efficient light distribution with >160lm/W



Symbols indicate lux requirements for different construction tasks

TECH SPEC



Article no:	MLT 130	MLT 240	MLT 300
Light output	21 100lm	38 400lm	52 100lm
System power	135W	240W	320W
Lumen/w	156lm/w	160lm/w	162lm/w
Input voltage	100-305VAC/50Hz	100-305VAC/50Hz	100-305VAC/50Hz
Dimmable	Yes	Yes	Yes
Lifetime (L80, B50)	100 000H	100 000H	100 000H
Color temperature	3/4/6000K	3/4/6000K	3/4/6000K
CRI	>70/ >80	>70/ >80	>70/ >80
Angle beam	9 optics options	9 optics options	9 optics options
IP class	IP66	IP66	IP66
IK class	IK08	IK08	IK08
Ambient temperature	-40 - +45	-40 - +45	-40 - +45
Incoming cable	5m H07RNF with quick connectors	5m H07RNF with quick connectors	5m H07RNF with quick connectors
Material	Aluminium/PC	Aluminium/PC	Aluminium/PC
Weight	4 kg	6,4 kg	9,6 kg
Dimensions (L x W x H mm):	188 x 314 x 182	381 x 122 x 259	381 x 122 x 369



ABOUT MTANDT

For The Ones Who Get it Done

Since 1974, we've been the partner you can count on. Founded by the **Late Sri Rajkumar Modi**, Mtandt Group was born with a simple goal: to make your work safer, more efficient, and more convenient - whether you're Building, Maintaining, Repairing, or Operating Facilities and Infrastructure.

Our team brings together expertise in **Manufacturing, Sales, Rentals, Training, and Services** to create solutions that actually work for your unique challenges. Our leaders have walked in your shoes and understand the real-world problems you face every day, which is why we're committed to providing support that's both strategic and practical.

Through our various **Business Units, Subsidiaries, and Joint Ventures**, we connect directly with you to solve problems.

When you want to be sure and get more.




MTANDT RENTALS LIMITED

For More Information On Our **Mobile Light Towers & Power Stations**

CONTACT US

 +91 81222 31052  +91 9090 1010 65

 marketing@mtandt.com  www.mtandt.com

 1 & 2, GK Terminal, Nerkundram, Poonamallee High Road, Chennai,
Tamil Nadu-600 107.